

instruction of use

Name : Bluetooth Speaker
Model:HUAWEI AJ-69

Respectful users:

Thank you for purchasing our Bluetooth Mini speaker. In order to operate it correctly, please read this user manual carefully before using it.



Technical Parameters

Rated Impedance: 4 Ohm
Rated Power: 3w
Rated Voltage: DC 5V
Frequency response: 3dB
Distortion: ≤15%
Size: 95*95*90mm

Weight: 250g
Speaker: 2 inches
Aux in: 3.5 mm audio jack
SNR: ≥76dB
Frequency scope: 170Hz-15KHz
Power supply: DC 5V Built-in Li-ion battery

Items list

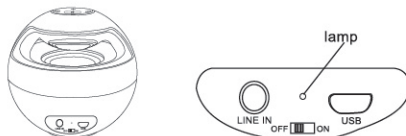
Speaker, USB cable, manual, 3.5mm audio cable

Functions Introduction


- Built-in Bluetooth 2.1+EDR wireless module
- Bluetooth audio sound, perfect sound quality and bass effect
- 10M transmission distance
- Support iPhone, iPad and other devices with Bluetooth function
- Bluetooth music controlling functions
- Built-in Li-ion battery, with micro USB interface
- 3.5 audio input jack

Quickly know the function well

1. Turn on Bluetooth Speaker:



2. Turn on the power switch, indicator light will be blue, it indicates speaker re-connecting the Bluetooth equipment matched on the last time. Bluetooth indicator light flash quickly is searching new Bluetooth equipment. Bluetooth search and connect:



3. Turn on Bluetooth equipment to search and connect. For first time use, please enter passport "0000" (high versions may not need passport, can connect directly). When well connected, the indicator light will flash slowly and have indicating sound.

4. Under the status of the connection, press "M" for more than two seconds to force searched a new Bluetooth device status, and the blue indicator light flash quickly.

Solutions for common questions

1. Bluetooth can not connect to device
Please confirm the Bluetooth is under searching status, Bluetooth equipment of connected device has already turned on
2. No sound
Please check if the volume switch turned off, please also check input of the connected device is Bluetooth, Bluetooth input volume is common
3. Bluetooth can not be turned on
Please charge the speaker

Operation directions

1. Connect to Telephone

Turn on the bottom switch on the back, after 3 seconds, speaker will have a "tinkle" warning sound, at this state, speaker indicator light is flashing slowly, 3 seconds later, speaker will have "honk" warning sound, blue indicator light becomes to quickly flash, it indicates Bluetooth is under searching status.

Turn on telephone Bluetooth setting to enter searching status (different brand telephones will have different methods to turn on Bluetooth setting). Searching result will display "AJ-69", use the passport "0000" (4 zeros), then confirmed well connected to the speaker Bluetooth, the speaker will have warning sound, it indicates well connected between Bluetooth speaker and telephone. 30 seconds for whole operation (difference in different brand telephones). First time it is necessary to use passport for identification of telephone and speaker, for the second time, no need passport just click "AJ-69" to connect.

After well connected, play music from telephone, then use Bluetooth buttons to operate. Press "M" or "M" button for two seconds to fast backward or forward. Adjust the volume button to suitable level, volume increase "+", volume decrease "-".

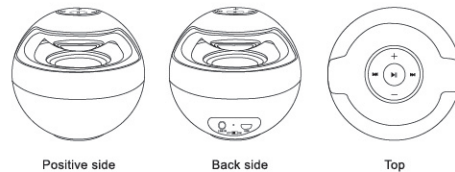
2. Connect to flat computer

please refer to telephone operation directions

3. Connect to laptop

Due to many Bluetooth versions about laptops, connected methods will be different. If can not connect for the first time, it should be installed new version Bluetooth driver in the laptops.

Product images:



FCC NOTE:

This device complies with Part 15 of the FCC Rules. Operation is subject to the following two conditions: (1) this device may not cause harmful interference, and (2) this device must accept any interference received, including interference that may cause undesired operation.

Any Changes or modifications not expressly approved by the party responsible for compliance could void the user's authority to operate the equipment.

The manufacturer is not responsible for any radio or TV interference caused by unauthorized modifications to this equipment. Such modifications could void the user's authority to operate the equipment.

Hereby, Shenzhen Pacemaker Electronic Technology Co., Ltd., declares that this Bluetooth Speaker is in compliance with the essential requirements and other relevant provisions of Directive 1999/5/EC.



Environment friendly disposal

You can help protect the environment! Please remember to respect the local regulations: hand in the non-working electrical equipments to an appropriate waste disposal center.

Attentions:

- When the battery power is too low, the system will automatically shut down.
- When do not use speaker, please push the bottom switch to "OFF" in case of power consumption.